






Areaflood Pro

THORN

96644870 AFP S 36L70-740 WR LRT CL2 GY

ISO 9223 C5		IP66	IK08					T _a -25 +35
----------------	---	------	------	---	---	---	---	---------------------------

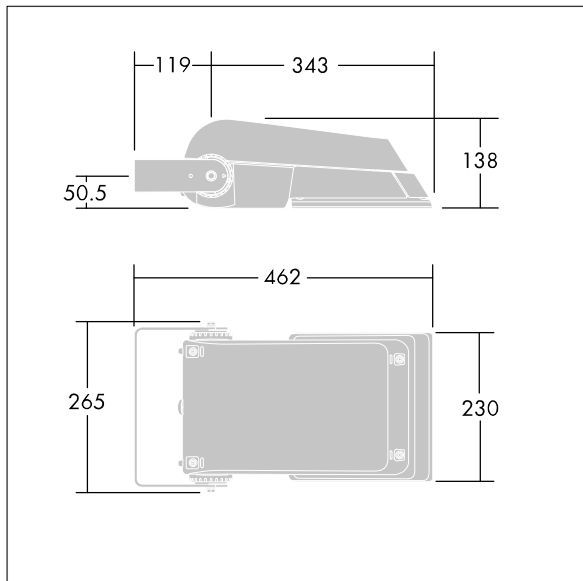
Areaflood Pro

A compact, lightweight, general purpose LED area floodlight. With small body, driving 36 LEDs at 700mA with Wide Road light distribution. IP66, IK08, Class II electrical (this product is not earthed). Body: die-cast aluminium (EN AC-44300), Light grey 150 sanded textured (close to RAL9006).. Enclosure: 4mm thick toughened glass. Reversible mounting stirrup supplied, Complete with 4000K LED.

Dimensions: 462 x 265 x 139 mm
Luminaire input power: 77 W
Luminaire luminous flux: 11549 lm
Luminaire efficacy: 150 lm/W
weight: 6.29 kg
Scx: 0.05 m²



TLG_AFLP_F_SMALLPDB.jpg



TLG_AFLP_M_SML.wmf

This product contains light sources of energy efficiency class E.

All values marked with an * are rated values. Thorn uses tried and tested components from leading suppliers, however there may be isolated instances of technology-related failures of individual LEDs during the rated product lifetime. International standards set the tolerance in initial flux and connected load at $\pm 10\%$. Unless stated otherwise, the values apply to an ambient temperature of 25°C.

Thorn Lighting is constantly developing and improving its products. The right is reserved to change specifications without prior notification or public announcement.
© Thorn Lighting

Areaflood Pro

96644870 AFP S 36L70-740 WR LRT CL2 GY

THORN