






# Areaflood Pro

THORN

96644829 AFP S 36L70-740 WR BS 3550 CL2 GY

ISO 9223 C5		IP66	IK08					T <sub>a</sub> -25 +35
----------------	---	------	------	---	---	---	---	---------------------------

## Areaflood Pro

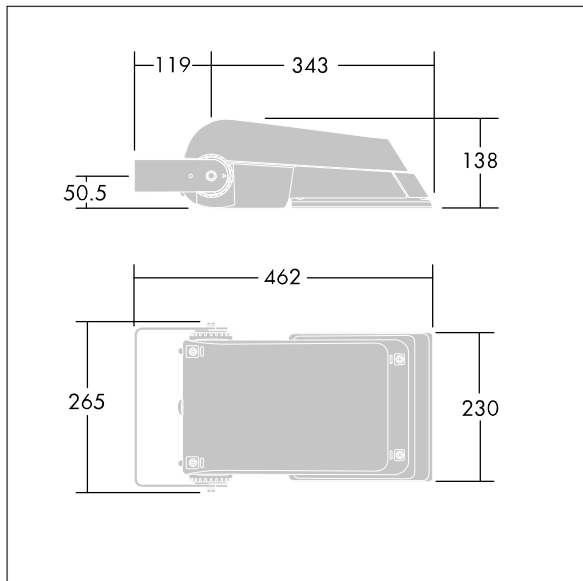
A compact, lightweight, general purpose LED area floodlight. With small body, driving 36 LEDs at 700mA with Wide Road light distribution. IP66, IK08, Class II electrical (this product is not earthed). Body: die-cast aluminium (EN AC-44300), Light grey 150 sanded textured (close to RAL9006).. Enclosure: 4mm thick toughened glass. Reversible mounting stirrup supplied, Complete with 4000K LED.

Not compatible with UrbaSens systems.

Dimensions: 462 x 265 x 139 mm  
Luminaire input power: 77 W  
Luminaire luminous flux: 11549 lm  
Luminaire efficacy: 150 lm/W  
weight: 6.29 kg  
Scx: 0.05 m<sup>2</sup>



TLG\_AFLP\_F\_SMALLPDB.jpg



TLG\_AFLP\_M\_SML.wmf

This product contains light sources of energy efficiency class E.

All values marked with an \* are rated values. Thorn uses tried and tested components from leading suppliers, however there may be isolated instances of technology-related failures of individual LEDs during the rated product lifetime. International standards set the tolerance in initial flux and connected load at  $\pm 10\%$ . Unless stated otherwise, the values apply to an ambient temperature of 25°C.

Thorn Lighting is constantly developing and improving its products. The right is reserved to change specifications without prior notification or public announcement.  
© Thorn Lighting