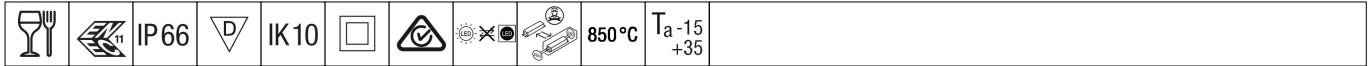



## 96632486 KAT RD SE 1200-840 MWS



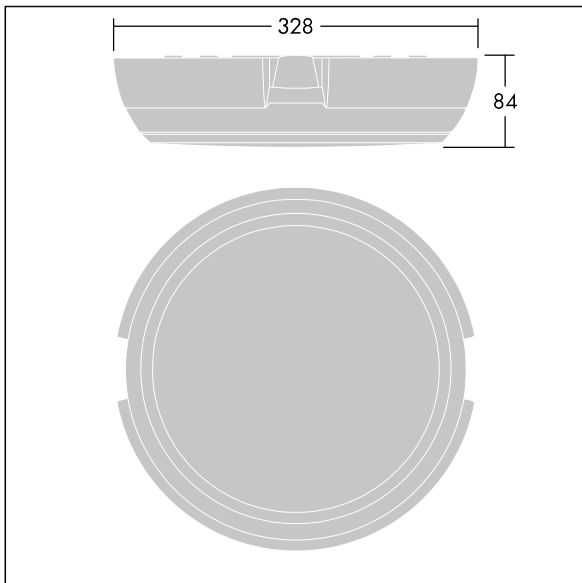
### Katona

A round functional LED luminaire with deep body for side entry wiring capability, can be used with up to Ø20mm surface mounted conduit. Fixed output LED driver. Body: polycarbonate. Diffuser: opal polycarbonate. Class II electrical, IP66, IK10. With integral motion sensor for on/off control. Complete with 4000K LED. Suitable for direct mounting to wall or ceiling. Loop-in, loop-out is possible for cables up to 2.5mm<sup>2</sup>. BESA compatible.

Dimensions: Ø328 x 84 mm  
 Luminaire input power: 11.7 W  
 Luminaire luminous flux: 1250 lm  
 Luminaire efficacy: 107 lm/W  
 Weight: 0.05 kg



TLG\_KATO\_F\_RD\_deep\_PDB.jpg



TLG\_KATO\_M\_RD\_FRAME\_LDS.wmf

This product contains a light source of energy efficiency class C.

**Katona**

**96632486 KAT RD SE 1200-840 MWS**

**THORN**