

**THORN**  
LIGHTING



# INDILOUVER PRO

Connect to the future

ZUMTOBEL Group Member



Office



Education



Health Care

## UNIQUE COMBINATION OF COMFORT AND CONNECTIVITY

The Indilouver Pro is prepared for any form of installation,  
including office, education and health care applications.

This timeless piece continues to offer a sleek design, while comprising of modern technological  
advancements. This old dog has plenty of new tricks hidden behind its superior diffusers.

# IDEAL SOLUTION TO SUPPORT GREEN STAR CERTIFICATION AND WELL BUILDING STANDARD REQUIREMENTS

Wellbeing in office spaces is enhanced by holistic lighting ecosystems. Active Light is linked to daylight dynamics, actively supporting the natural bio rhythm and seamlessly ensuring maximum visual comfort for tasks. Such human centric lighting solutions bring people together and promote creativity.



## MODULAR BODY TO SUPPORT CUSTOMIZATION


The local production in Australia and the flexibility of the new Indilouver Pro allows the clients to be creative and unique.









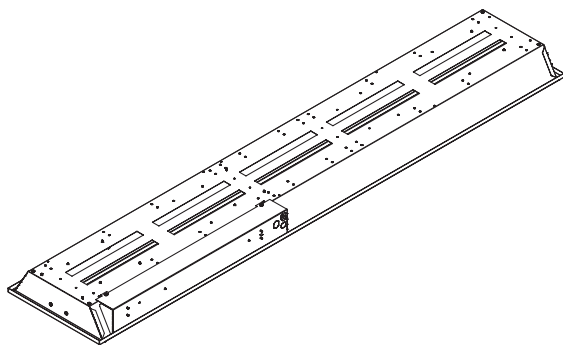
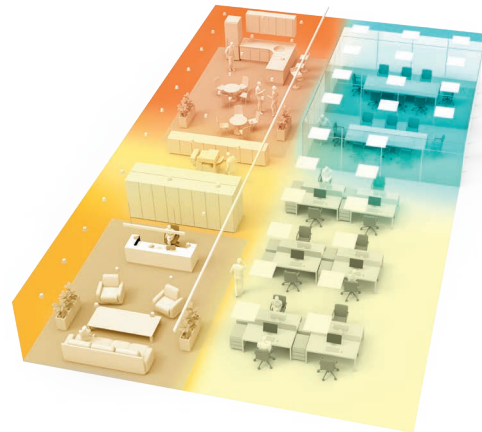


**COLOUR RENDERING**

Indilouver Pro provide a very high colour identification with Colour Rendering Index (CRI) >90, this luminaires is also the ideal solution for Clinical Observation requirements.

**VARIABLE COLOUR TEMPERATURE**

Tune your light and shape your office or school towards a zone of relaxation, focus or communication with the new variable colour temperature feature (VCT)



**AIR HANDLING (AH)**

The invisible air return feature is sleekly hidden for no one to see but aids in utilising the luminaire and ceiling space.

**DIMMING AND CONTROLS**

With the use the latest drivers, the Indilouver Pro enables various dimming type. These include Dali 2 (HFI) and Dali Type 8 for the Varable Colour Temperature (VCT) option.

The Indilouver also has the option for BasicDim wireless (BC), this feature gives the user independent wireless control.



**EMERGENCY LIGHTING (E2)**

This one fitting for all applications even includes your emergency lighting. The 2hr backup mode gives you enough time to leave the premises safe and sound.

# INDILOUVER PRO

A stylish ceiling recessed LED luminaire.



Thorn's Indilouver Pro range is revolutionising office and education lighting solutions. The upgrades have truly turned this workhorse into the modern time professional with its endless improvements. With Indilouver Pro, it's easier than ever for users to add smart functionality to lighting installations, and it uses an innovative new optics that give the installation a dynamic edge.

Indilouver Pro can be installed as recessed or surface-mounted with the appropriate accessory

- Electronic fixed output or DALI dimmable driver.
- Class I electrical.
- Body: White painted steel.
- Diffuser: 2mm thick, clear PMMA, linear profile.



WT (KG) ORDER NUMBER

## Indilouver Pro Standard version

	WT (KG)	ORDER NUMBER
INDI PRO LED1600-940 6x3 FP	3.0	96649675
INDI PRO LED1600-940 6x3 HFI FP	3.0	96649677
INDI PRO LED2700-940 12x3 FP	5.8	96649679
INDI PRO LED2700-940 12x3 HFI FP	5.8	96649687
INDI PRO LED2700-940 12x3 HFI E2 FP	5.8	96650872
INDI PRO LED3700-940 12x3 FP	5.8	96649686
INDI PRO LED3700-940 12x3 HFI FP	5.8	96650818
INDI PRO LED3700-940 12x3 HFI E2 FP	5.8	96650873
INDI PRO LED3700-940 15x3 FP	6.5	96649681
INDI PRO LED3700-940 15x3 HFI FP	6.5	96649692
INDI PRO LED4500-940 15x3 FP	6.5	96650603
INDI PRO LED4500-940 15x3 HFI FP	6.5	96650605

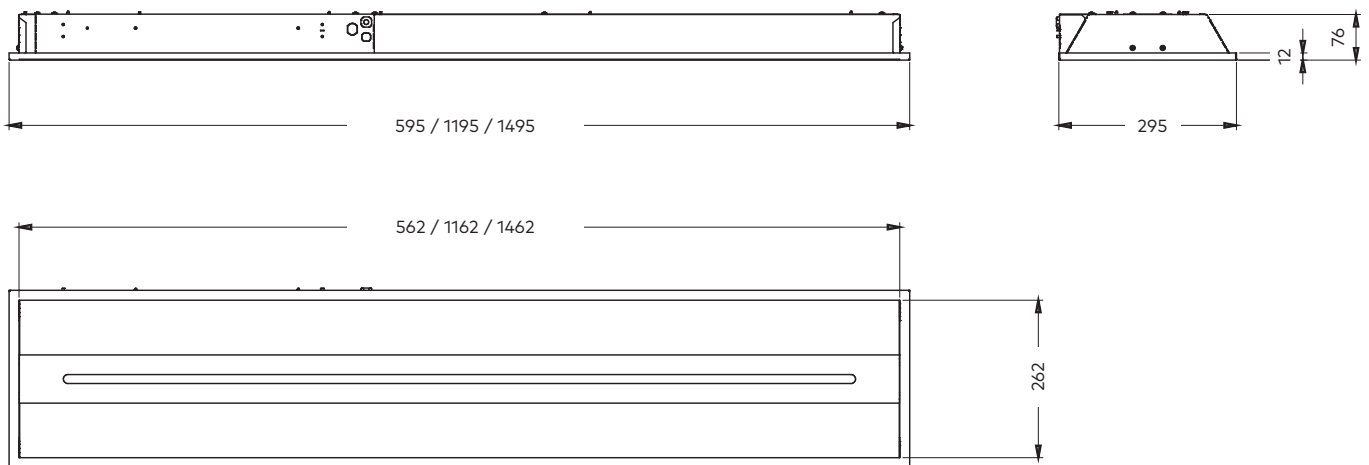
WT (KG) ORDER NUMBER

## Indilouver Pro Air Handling version

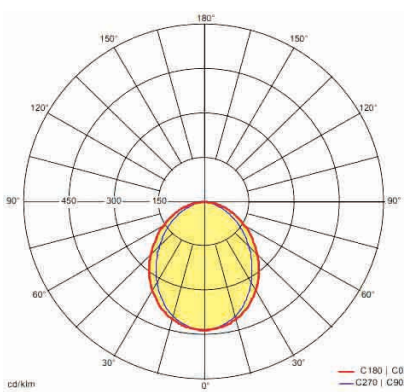
	WT (KG)	ORDER NUMBER
INDI PRO LED1600-940 6x3 AH FP	3.0	96650817
INDI PRO LED1600-940 6x3 AH HFI FP	3.0	96650816
INDI PRO LED2700-940 12x3 AH FP	5.8	96650813
INDI PRO LED2700-940 12x3 AH HFI FP	5.8	96650812
INDI PRO LED2700-940 12x3 AH HFI E2 FP	5.8	96649678
INDI PRO LED3700-940 12x3 AH FP	5.8	96650815
INDI PRO LED3700-940 12x3 AH HFI FP	5.8	96650814
INDI PRO LED3700-940 12x3 AH HFI E2 FP	5.8	96649688
INDI PRO LED3700-940 15x3 AH FP	6.5	96650832
INDI PRO LED3700-940 15x3 AH HFI FP	6.5	96650831
INDI PRO LED4500-940 15x3 AH FP	6.5	96650834
INDI PRO LED4500-940 15x3 AH HFI FP	6.5	96650833

940 = CRI>90 & CTT 4000K, HFI = DALI dimming, Corridor Function and SwitchDim, E2 = Emergency 2 hrs, FP = Flex & Plug

## DIMENSIONS



## POLAR DIAGRAM



## ORDER NUMBER

### Indilouver Pro accessories

PPF 600X300	96648976
PPF 1200X300	96648974
MSF KIT 600x300	96650893
MSF KIT 1200x300	96650895
INDI PRO IND LIGHT 600	96650897
INDI PRO IND LIGHT 1200	96650898

# WE MAKE LIGHT WORK

## ZUMTOBEL Group

### NSW - HEADQUARTERS

ZG Lighting Australia Pty Ltd  
2/7 Millner Avenue  
Horsley Park, NSW 2175  
T +61 1300 139 965  
F +61 (0) 2 9625 1500  
info.au@zumtobelgroup.com

### NSW

Showroom & Light Forum  
ZG Lighting Australia Pty Ltd  
306 Pacific Highway  
Crows Nest, NSW 2065

### VIC

ZG Lighting Australia Pty Ltd  
163 Epsom Road  
Flemington, VIC 3031

### QLD

ZG Lighting Australia Pty Ltd  
Level 1, 349 Coronation Drive  
Milton, 4064 QLD

### TAS

Watts Lighting  
U4/4 Higson Street  
Midway Point, TAS 7171

### SA

LEDA Lighting Solutions  
3 Prescott Court  
Hallett Cove, SA 5158

### WA

SCOPE LIGHTING Pty Ltd  
14 Christable Way  
Landsdale, WA 6065

### NT

Global Lighting Solutions Pty Ltd  
Cnr Mataram Street &  
Coonawarra Road  
Winnellie, NT 0820

### AUCKLAND - HEADQUARTERS

ZG Lighting (NZ) Limited  
27 Jomac Place,  
Avondale, Auckland 1026  
New Zealand  
T 0800 800 834  
T +64 (9) 828 7155  
F +64 (9) 828 7591  
info.nz@zumtobelgroup.com

### WELLINGTON

ZG Lighting (NZ) Limited  
Level 2, 225 Thorndon Quay,  
Pipitea, Wellington 6011  
New Zealand  
T 0800 800 834  
T +64 04 815 8010  
F +64 04 499 6058

### CHRISTCHURCH

ZG Lighting (NZ) Limited  
Unit 7A, 303 Blenheim Rd  
Upper Riccarton, Christchurch 8041  
New Zealand  
T 0800 800 834  
T +64 03 366 2485  
F +64 03 366 8905